

[FIAT](#) / [PANDA](#) / [1.2 8V](#) / [PROCEDURES](#) / [21 GEARBOX UNIT](#) / [2127 ELECTRO-HYDRAULIC SELECTION. GEARBOX EXTERNAL CONTROLS](#)
/ [2127C HYDRAULIC GEAR SELECTION SYSTEM](#) / 2127C22 PIPE FROM HYDRAULIC SPEED SELECTION ACTUATOR UNIT TO FLUID RESERVOIR - R R

2752679 - 2127C22 pipe from hydraulic speed selection actuator unit to fluid reservoir - r r

 Removing ([Refitting](#) )

Position the vehicle on the ramps.



Connect the Examiner and carry out the procedure to depressurise the gear actuation hydraulic circuit.

To ensure depressurisation is successful, ensure:

there are no errors

the brake pedal is maintained depressed

 Disconnect the electrical connection for the electric pump; the circuit will return to service pressure (45 bars) when the key is turned ON.

- [5530B10 battery - r+r](#)

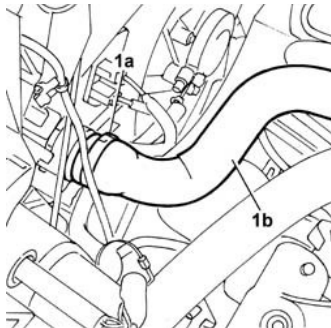
- [5530B56 BATTERY DRIP TRAY COVER - R.R.](#)

- [5530B52 Battery DRIP TRAY/SUPPORT - R.R.](#)

Position a suitable container to collect the coolant.

1. Open the retaining band (1a) and disconnect the pipe (1b), radiator side.

Move the pipe away from the work area.



1. Disconnect the electrical connection for the braking system control unit.



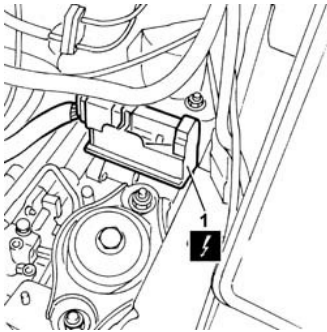
Name

Connector

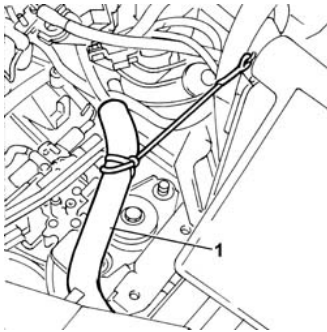
1

Braking system control unit

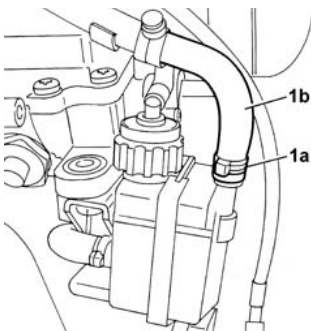
M51



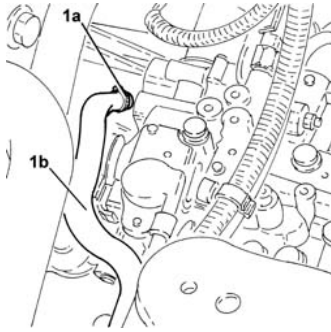
1. Move the front wiring section from the work area.





1. Open the band (1a) and disconnect the low-pressure return pipe (1b) from the electrohydraulic selection actuation unit to the tank, tank side.



1. Open the band (1a) and disconnect the low-pressure return pipe (1b) from the electrohydraulic selection actuation unit to the tank, hydraulic unit side.
Remove the pipe from the seating, releasing it from the retaining clips.



 Refitting ([Removing](#) )

Place the pipe in its seating and secure it to the retaining clips.

Connect the low-pressure return pipe from both sides to the respective units, securing it with the retaining bands.

Refit the front wiring section.

Connect the electrical connection of the braking system control unit.

	Name	Connector
-	Braking system control unit	M51

Connect the pipe from the radiator to the engine, radiator side, and secure it with the retaining band.

- [0010T21 coolant check density and top up if necessary](#)
- [0010T47 hydraulic system fluid for gearbox with hydraulic selection check level and top up if necessary](#)
- [0010T48 hydraulic system for gearbox with hydraulic selection bleed air](#)
- [5530B52 Battery DRIP TRAY/SUPPORT - R.R.](#)
- [5530B56 BATTERY DRIP TRAY COVER - R.R.](#)
- [5530B10 battery - r+r](#)

Remove the vehicle from the lift.