


[FIAT](#) / [PANDA](#) / [1.2 8V](#) / [PROCEDURES](#) / [21 GEARBOX UNIT](#) / [2127 ELECTRO-HYDRAULIC SELECTION. GEARBOX EXTERNAL. CONTROLS](#)  
 / [2127C HYDRAULIC GEAR SELECTION SYSTEM](#)  
 / 2127C18 PIPE FROM HYDRAULIC CIRCUIT FLUID RESERVOIR TO HYDRAULIC SPEED SELECTION DRIVE PUMP - R R

## 2752677 - 2127C18 pipe from hydraulic circuit fluid reservoir to hydraulic speed selection drive pump - r r

 Removing ( [Refitting](#)  )

Position the vehicle on the ramp.




Connect the Examiner and carry out the procedure to depressurise the gear actuation hydraulic circuit.

To ensure depressurisation is successful, ensure:

there are no errors

the brake pedal is maintained depressed.

 Disconnect the electrical connection for the electric pump; the circuit will return to service pressure (45 bars) when the key is turned ON.

- [5530B10 battery - r+r](#)

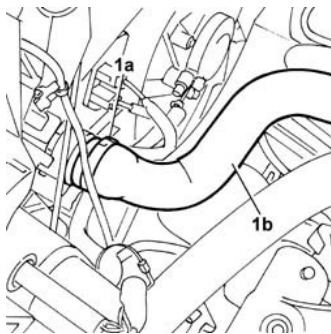
- [5530B56 BATTERY DRIP TRAY COVER - R.R.](#)

- [5530B52 Battery DRIP TRAY/SUPPORT - R.R.](#)

Position a suitable container to collect the coolant.

1. Open the retaining band (1a) and disconnect the pipe (1b), radiator side.

Move the pipe away from the work area.



1. Disconnect the electrical connection for the braking system control unit.



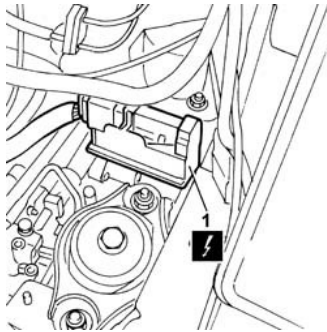
Name

Connector

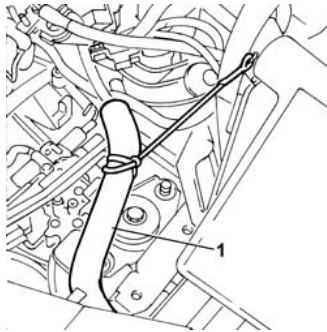
1

Braking system control unit

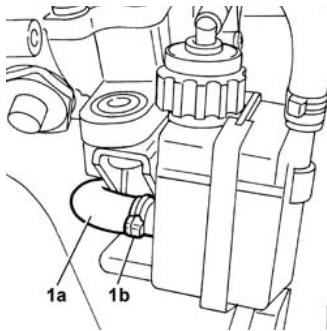
M51



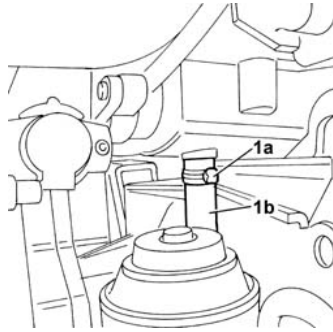
1. Move the front wiring section away from the work area.



1. Open the retaining band (1a) and disconnect the pipe (1b), tank side.



1. Open the band (1a) and disconnect the pipe (1b), electrohydraulic gear selection pump side.



Remove the pipe.

 Refitting ( [Removing](#)  )


Fit the pipe in its seating.

Connect the pipe to the tank and secure it with the retaining band.

Connect the pipe to the electrohydraulic gear selection pump and secure with the retaining band.

Refit the front wiring section.

Connect the electrical connection for the braking system control unit.

	Name	Connector
-	Braking system control unit	<b>M51</b>

Connect the pipe from the radiator to the engine, radiator side, and secure it with the retaining clip.

- [0010T21 coolant check density and top up if necessary](#)

- [0010T47 hydraulic system fluid for gearbox with hydraulic selection check level and top up if necessary](#)

- [0010T48 hydraulic system for gearbox with hydraulic selection bleed air](#)

- [5530B52 Battery DRIP TRAY/SUPPORT - R.R.](#)

- [5530B56 BATTERY DRIP TRAY COVER - R.R.](#)

- [5530B10 battery - r+r](#)

Remove the vehicle from the lift.